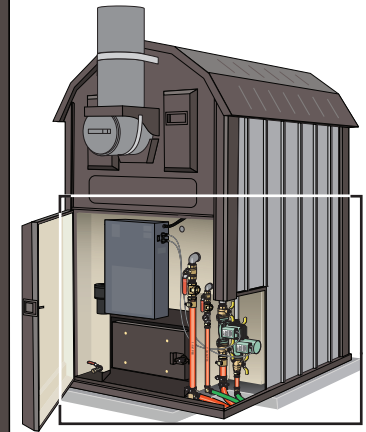
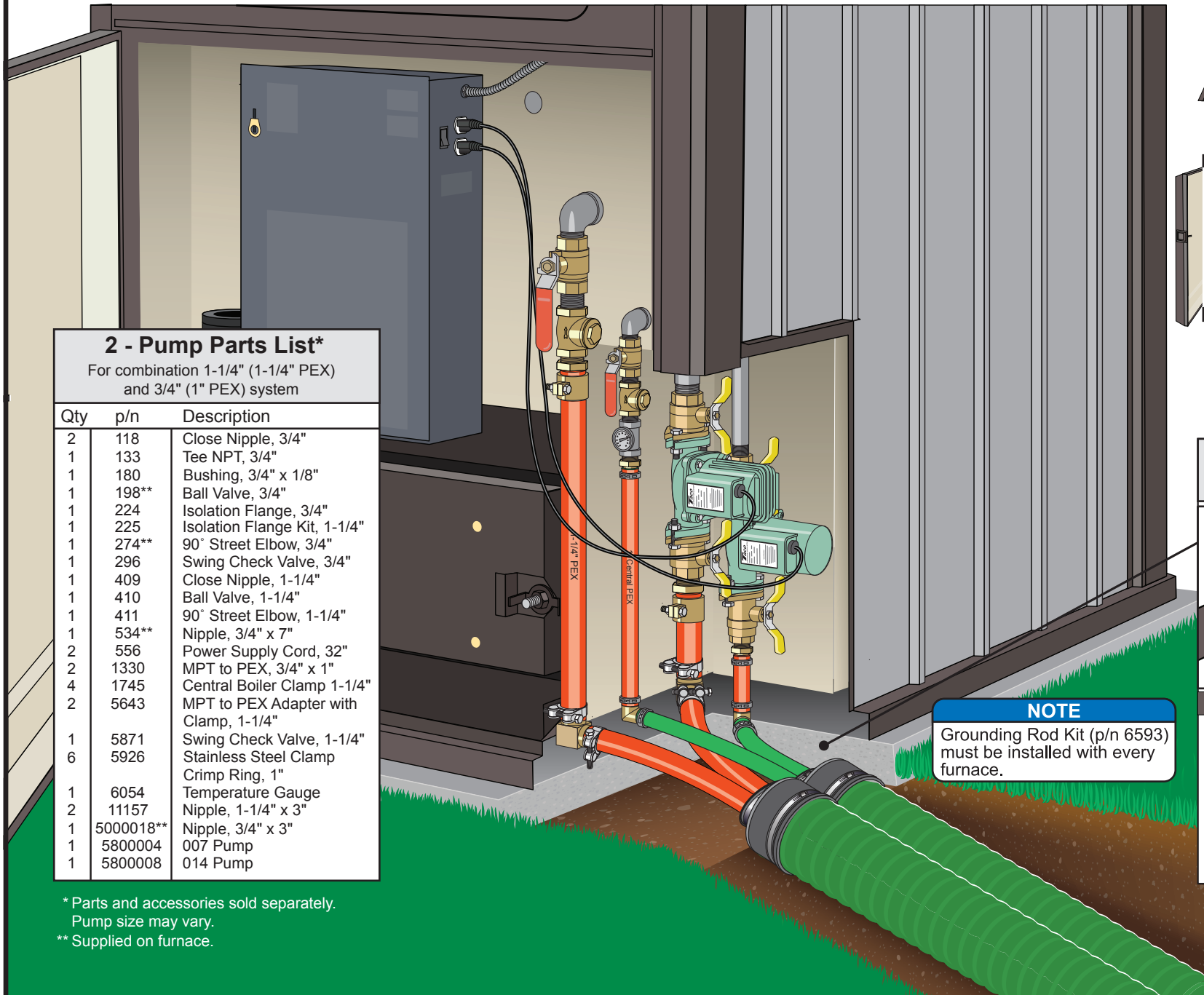


# E-Classic 3250 with 2 Pumps Installed



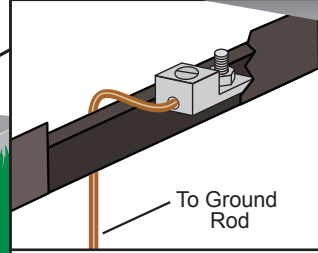
**Area of Focus**

For illustration purposes only.

2 - Pump Parts List*		
For combination 1-1/4" (1-1/4" PEX) and 3/4" (1" PEX) system		
Qty	p/n	Description
2	118	Close Nipple, 3/4"
1	133	Tee NPT, 3/4"
1	180	Bushing, 3/4" x 1/8"
1	198**	Ball Valve, 3/4"
1	224	Isolation Flange, 3/4"
1	225	Isolation Flange Kit, 1-1/4"
1	274**	90° Street Elbow, 3/4"
1	296	Swing Check Valve, 3/4"
1	409	Close Nipple, 1-1/4"
1	410	Ball Valve, 1-1/4"
1	411	90° Street Elbow, 1-1/4"
1	534**	Nipple, 3/4" x 7"
2	556	Power Supply Cord, 32"
2	1330	MPT to PEX, 3/4" x 1"
4	1745	Central Boiler Clamp 1-1/4"
2	5643	MPT to PEX Adapter with Clamp, 1-1/4"
1	5871	Swing Check Valve, 1-1/4"
6	5926	Stainless Steel Clamp Crimp Ring, 1"
1	6054	Temperature Gauge
2	11157	Nipple, 1-1/4" x 3"
1	5000018**	Nipple, 3/4" x 3"
1	5800004	007 Pump
1	5800008	014 Pump

\* Parts and accessories sold separately.  
Pump size may vary.  
\*\* Supplied on furnace.

## Grounding Rod Kit (p/n 6593)\*\*



To Ground Rod

**NOTE**  
Grounding Rod Kit (p/n 6593) must be installed with every furnace.

