



**CLASSIC
EDGE™**
TITANIUM HDX
Outdoor Wood Furnaces

THE MOST EFFICIENT

EPA-Certified Stick Wood Burning Appliances***



Warmth for your entire home and more



There's no easier way to heat with wood



Burn less wood, deliver more heat

More convenience, safety and savings than
any other type of wood heat.

CentralBoiler.com

*On qualified models and installation. US Internal Revenue Code Sec. 25(C) effective Jan. 1, 2023, for heating a residence. Consult a tax professional with any questions. **Test efficiencies are available on Central Boiler website. ***At 92% overall efficiency (LHV), the Classic Edge 960 HDX provides the highest efficiency of EPA Certified stick-wood burning appliances compared to outdoor appliances with a maximum output greater than 300,000 Btu/hr (EPA cord wood Hydronic Heater List 8/7/2023).

There is no more efficient way to heat with wood.

Since 1984, Central Boiler has been developing better designs to heat with wood. Today, Central Boiler is the largest outdoor wood furnace manufacturer because the improvements they continue to make give customers more efficient, cleaner burning and more cost-effective furnaces.



PEACE OF MIND Keep the fire outside and it eliminates the traditional indoor wood stove hazards. Burning wood indoors is inherently dangerous as there is a threat of a fire and carbon monoxide buildup.



IMPROVED INDOOR ENVIRONMENT The mess stays outside with a Central Boiler outdoor wood furnace. Anyone that has burned wood inside is familiar with the smoke, ashes, odors and soot that often occur. In addition, bringing wood indoors can bring in unwanted bugs, bark and dirt.



FREEDOM TO DO MORE Those that choose to heat with wood often do so because of the cost savings. With a Central Boiler outdoor wood furnace, it can take less wood to heat more space, so no matter what your costs and time are associated with acquiring your wood supply, using less wood means you'll have more time (plus save more money!) to do other things.



STABILITY Wood is usually sourced locally. Conventional heat sources like propane, natural gas and fuel oil will always be susceptible to price fluctuations and are irreplaceable fossil fuels. Historically, the price of electricity trends only upward.



SUSTAINABILITY Harvesting wood with sustainable forestry practices helps to maintain a healthy ecosystem for wildlife habitats, aesthetics, soil and water quality, native biological diversity, and recreational opportunities. It can also significantly reduce the risks of costly wildfires.



Heating with wood...

"It's the right thing to do!"

PRESERVES WILDLIFE HABITAT



Harvesting wood has a pruning effect on forests – planting new trees ensures wildlife will have a healthy habitat.

SOIL AND WATER QUALITY



Reforestation reduces erosion risks and protects watersheds that are a source of the water we drink and use.



“When we switched to Central Boiler we started saving \$500 a month on our heating bill.”
- Maria, MN

What do you currently pay for heat?

Cost per 100 million Btu			
Cost per cord of seasoned red oak	\$	x 6.61	= \$
			Cost of fuel annually
Cost for one gallon of fuel oil	\$	x 892.9	= \$
			Cost of fuel annually
Cost for one therm of natural gas	\$	x 1250	= \$
			Cost of fuel annually
Cost for one gallon of propane	\$	x 1359	= \$
			Cost of fuel annually
Cost per kilowatt of electricity	\$	x 29300	= \$
			Cost of fuel annually

Appliance efficiency will affect annual fuel cost.
Water heater savings up to an additional \$1200 per year.

AESTHETICS AND RECREATION



Sustainable forestry makes more room for new and healthier growth through reforestation.

REDUCES FOREST FIRES



By harvesting old and dead trees that can easily burn, it can significantly reduce the risks of costly wildfires.





Installing your Central Boiler outdoor furnace is easier than you might think. Many customers choose to install their own furnace because the installation can be easily completed using the installation manual. Authorized Central Boiler dealers have all the supplies and accessories you need for installation and maintenance. All of our dealers can provide you with information regarding your installation, and most dealers can even handle the entire installation for you.

So advanced, it's simple.

How a Central Boiler outdoor wood furnace works.

A Central Boiler outdoor wood furnace burns wood to heat water. The heated water is circulated through insulated underground pipes called ThermoPEX to the buildings being heated. Heated water can transfer its heat energy by direct circulation or by moving through one or more heat exchangers, or both.

CIRCULATION The furnace contains water that surrounds the furnace firebox and heat exchanger. This heated water is circulated to buildings through insulated underground pipes which is a highly efficient way to move heat over distances.

INTEGRATION Central Boiler outdoor wood furnaces are designed to work with your existing heating system. Water-to-air or water-to-water heat exchangers or direct circulation conveys the heat into the structure's forced-air furnace, radiant baseboard or radiant floor heating system. This allows you to control the heat simply with your thermostat.

UNLIMITED HOT WATER When you install a heat exchanger on your domestic water heater, you can enjoy unlimited hot water and the savings when you turn your water heater off.

HEAT MULTIPLE BUILDINGS Unlike an indoor wood stove, a Central Boiler outdoor wood furnace has the ability to heat multiple buildings such as a house, garage, workshop, shed, greenhouse or barn. It can even be used to heat a swimming pool or hot tub.

LOCATION The Central Boiler outdoor wood furnace is located outside, typically 30 to 200 feet (but as far as 500 feet) away.

Installation is a breeze.

Connect the piping and heat exchangers to your existing heating system and the Classic Edge is ready to go to work.

Find additional information about how outdoor furnaces work, installation scenarios, and more at CentralBoiler.com

Engineered to the highest standards...ours.

PEACE OF MIND

Furnace operation couldn't be easier. The FireStar® combustion controller constantly monitors how the wood is burning and adds air where and when it's needed for the cleanest, most efficient combustion. You can even see how it's operating in real time on your smartphone or set up notifications so you'll know when it's time to add wood.

More features you'll only find with FireStar:

Reserve Mode - reserves a portion of the previous wood load so you'll never have to relight a fire

Burning Time Monitor - helps to estimate how much wood is left

Clean Reload - Can eliminate smoke when you open the firebox door to add wood

Text Alerts - if you want, be notified when it's time to add wood



LONGER BURN TIMES*

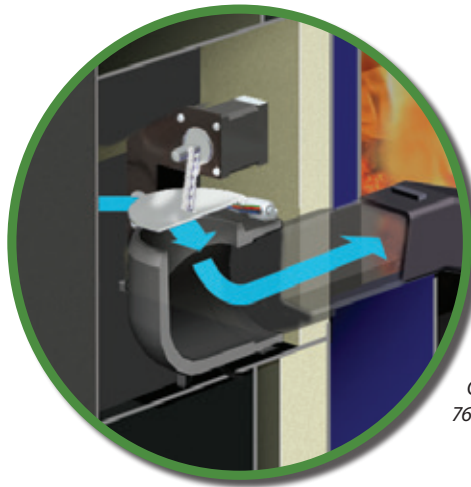
UP TO **60% LESS* WOOD**

- | | | |
|-------------|------|-----------|
| • Cutting | Less | • Expense |
| • Splitting | | • Work |
| • Loading | More | |
| • Free Time | | • Money |

*Compared to many other forms of wood heating.

SMARTDRAFT™ SYSTEM

Efficient combustion requires precise air. When the fire needs a lot of air (such as during startup), the FireStar Controller instructs the SmartDraft system to open the air regulating discs precisely to deliver the exact amount of air needed. The motors in the SmartDraft system are maintenance-free, use less power than other air control methods and never need adjustment or replacement due to wear.




Classic Edge 760 HDX shown


INNOVATIVE DESIGN

The Classic Edge's patented Air Charge Tube keeps coals from falling into the Reaction Chamber and directs oxygen into the Fusion Combustor. There, the oxygen mixes with the combustion gases and is focused down into the Afterburner. The Air Charge Tube also helps the furnace to relight faster.

Patented Air Charge Tube



Afterburner



EASE OF ACCESS

An industry exclusive, the patented vertical Easy View® Heat Exchanger with hinged door provides full access without the use of tools. That makes for quick inspections and easy cleaning from outside the firebox while standing on the ground.

Patented Easy View® Vertical Heat Exchanger

Hinged Door - no tools required

Fully accessible front and rear ash cleaning area

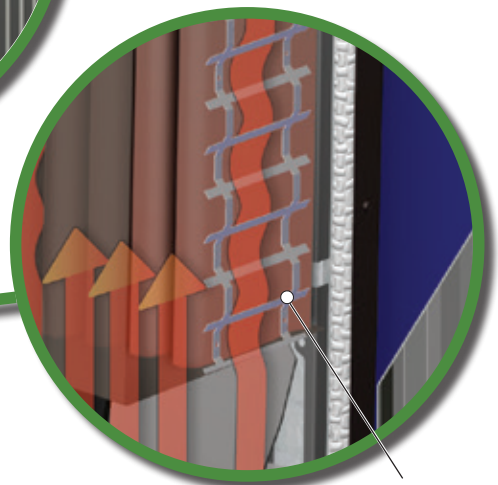


VALUE

Use up to 60 percent less wood compared to many other forms of wood heating and deliver more heat to your home. All Central Boiler furnaces are engineered to minimize heat loss, from the construction of the firebox door, panels and pump access area to the airtight, waterproof sprayed-on urethane foam insulation. The larger firebox allows for longer burn times, saving you even more time.

HEAT EXTRACTION

Turbulators in the heat exchanger cause turbulence of the exhaust gas flow through the exchanger. This forces the heated exhaust to better contact the heat exchanger and transfer more of its energy to the surrounding water jacket before exiting out the chimney.



Turbulators cause air turbulence and better contact with the heat exchanger walls

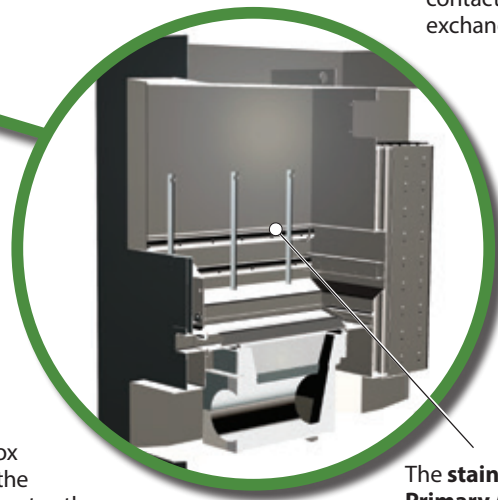
TITANIUM
STAINLESS STEEL

PERFORMANCE

Super-heated gases enter the round chamber of the Afterburner and swirl in a turbulent vortex, creating a **Fireball** and allowing enough time for complete combustion to occur.

DURABILITY

The Classic Edge's titanium-enhanced stainless steel firebox ensures zero corrosion inside the firebox. With properly treated water, these Titanium Series furnaces can last a lifetime.



Classic Edge 960 HDX shown

The stainless steel Primary Air Delivery Tubes are visible and easily serviced without tools

THE BEST WAY TO HEAT WITH WOOD



Others might claim to be the best, but there's a reason Central Boiler is the **#1 manufacturer of the best-selling outdoor wood furnaces**. Thousands of families rely on their Central Boiler furnace to provide warmth, safety and comfort while eliminating their high heating bill and giving them a better quality of life. Central Boiler is the **largest manufacturer of outdoor furnaces in the world**, due largely to its commitment to making peoples' lives better by providing innovative, economical and safer heating products.

Easy to Operate

Furnace operation couldn't be easier. The FireStar® combustion controller constantly monitors how the wood is burning and adds air where and when it's needed for the cleanest, most efficient combustion. You can even see how it's operating in real time on your smartphone or set up notifications so you'll know when it's time to add wood.

More Features You'll Only Find with FireStar:

Reserve Mode

Reserves a portion of the previous wood load so you'll never have to relight a fire.

Burning Time Monitor

Helps to estimate how much wood is left.

Clean Reload

Can eliminate smoke when you open the firebox door to add wood.

Text or Email Alerts

If you want, be notified when it's time to add wood.

IT'S EASY TO STAY CONNECTED



FIRE STAR® with E-Link Technology

MyFireStar.com

The FireStar Controller with onboard Wi-Fi, Reserve Mode, Burning Time Monitor and Clean Reload keeps you informed of your furnace's performance and operation. View operational information and receive text alerts on your smartphone or computer.

Watch a live demo at MyFireStar.com/demo

Stay connected with a limited-time complimentary FireStar subscription. Phone not included. Requires data plan, wireless router and internet to enable remote access.

E-Link™
Technology
inside

- Built-in wireless connectivity - no ethernet cables needed.
- Connect to your furnace from anywhere.
- View your furnace's status and performance online.
- Receive texts or emails from your furnace.
- Complimentary FireStar™ subscription for limited time.

See dealer for details or visit CentralBoiler.com

Live FireStar Demo
at MyFireStar.com/demo

LONGER BURN TIMES*

UP TO **60%**
LESS
WOOD

*Compared to many other forms of wood heating.

Less

- Cutting
- Expense
- Splitting
- Work
- Loading

More

- Free Time
- Money

Top Performance

Use up to **60% less wood** compared to other methods of wood heating and deliver more heat to your home. All Central Boiler furnaces are engineered to minimize heat loss, from the construction of the firebox door, panels and pump access area to the airtight, waterproof spray-on urethane foam insulation. The larger firebox allows for longer burn times, saving you even more time.

The Classic Edge is one of the most efficient, best ways available to burn wood.

Easy to Maintain

Maintenance is minimal (usually only requiring a few minutes a week), thanks to the rear hinged door and patented vertical heat exchanger. You'll appreciate the smart features of the Classic Edge HDX when it comes to ash removal, where access to both the front and back of the furnace is quick and easy.



Built to Last a Lifetime

The inside of the Classic Edge Titanium HDX's titanium-enhanced stainless steel firebox is virtually **impervious to corrosion**, withstands higher temperatures and provides excellent heat transfer. Utilizing the best materials and with the best fit-and-function in the industry, the Classic Edge is built to last a lifetime...keeping you warm, saving you money, year after year after year.

Burn Less Wood

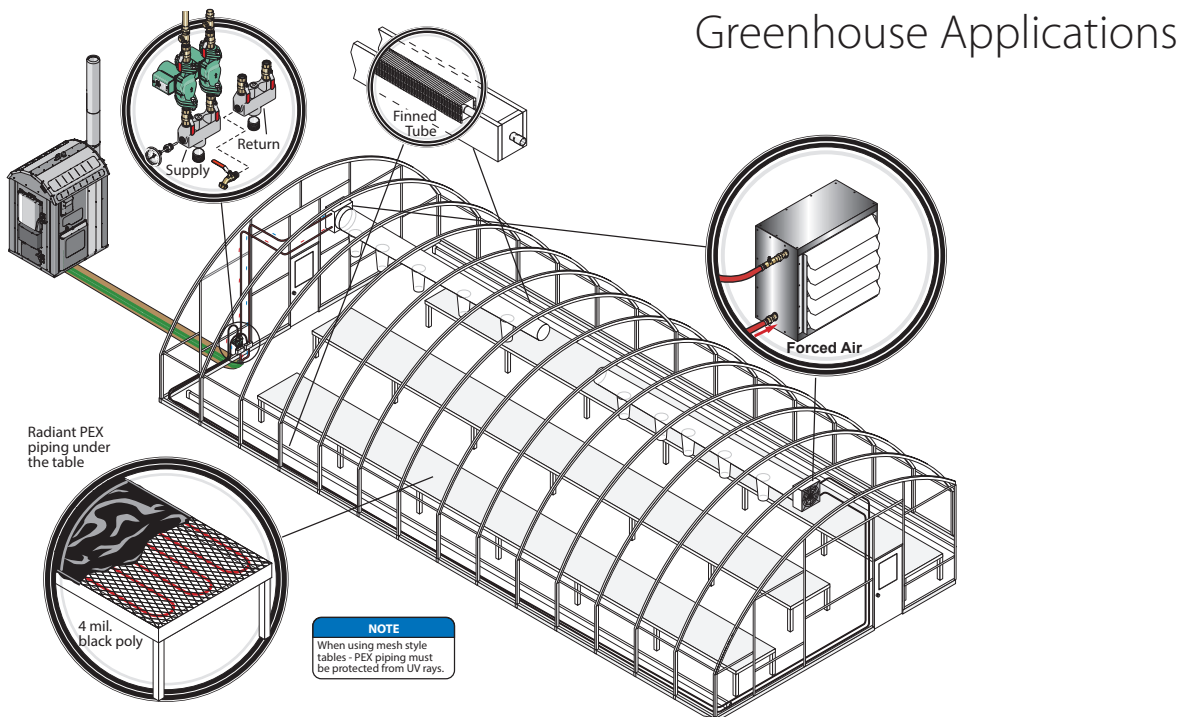
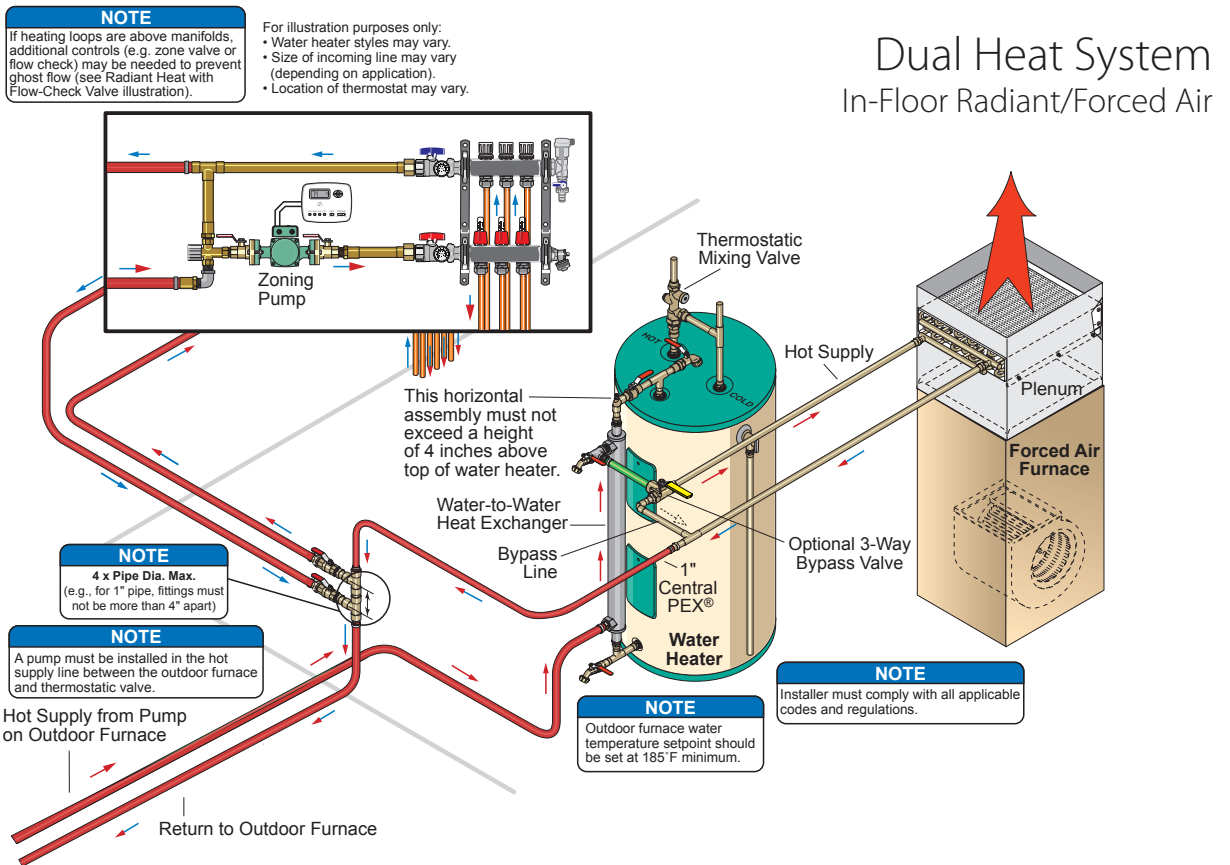
A hallmark of Central Boiler furnaces for over 30 years, **spray-on urethane** is the **ultimate airtight, waterproof** insulation that locks the heat in to reduce wood usage, even at temperatures of -35°F or colder. It effectively covers all surfaces, prevents condensation, maintains its high R-value, and won't settle or compress over time.

Comparing Insulation		
	Urethane	Fiberglass Batt
Waterproof	✓	-
Airtight	✓	-
Effectively covers all surfaces	✓	-
Maintains R value	✓	-
Higher R value	✓	-
Doesn't compress	✓	-

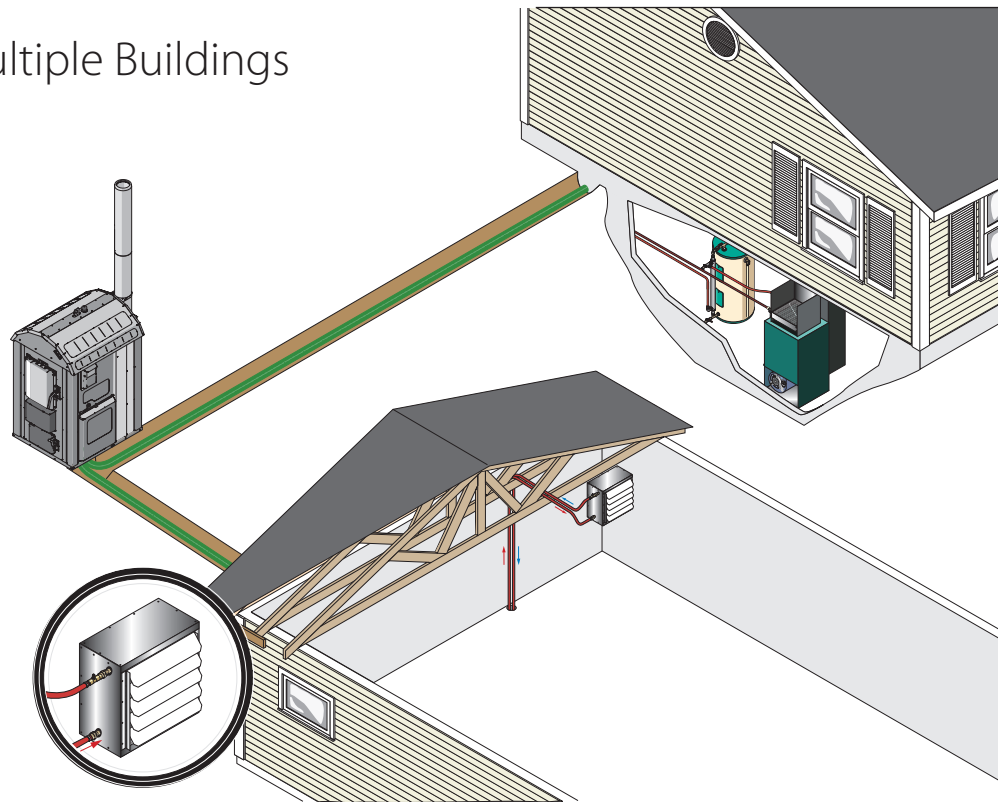


Helpful installation videos at
CentralBoiler.com > **Explore** >
Videos > **DIY**

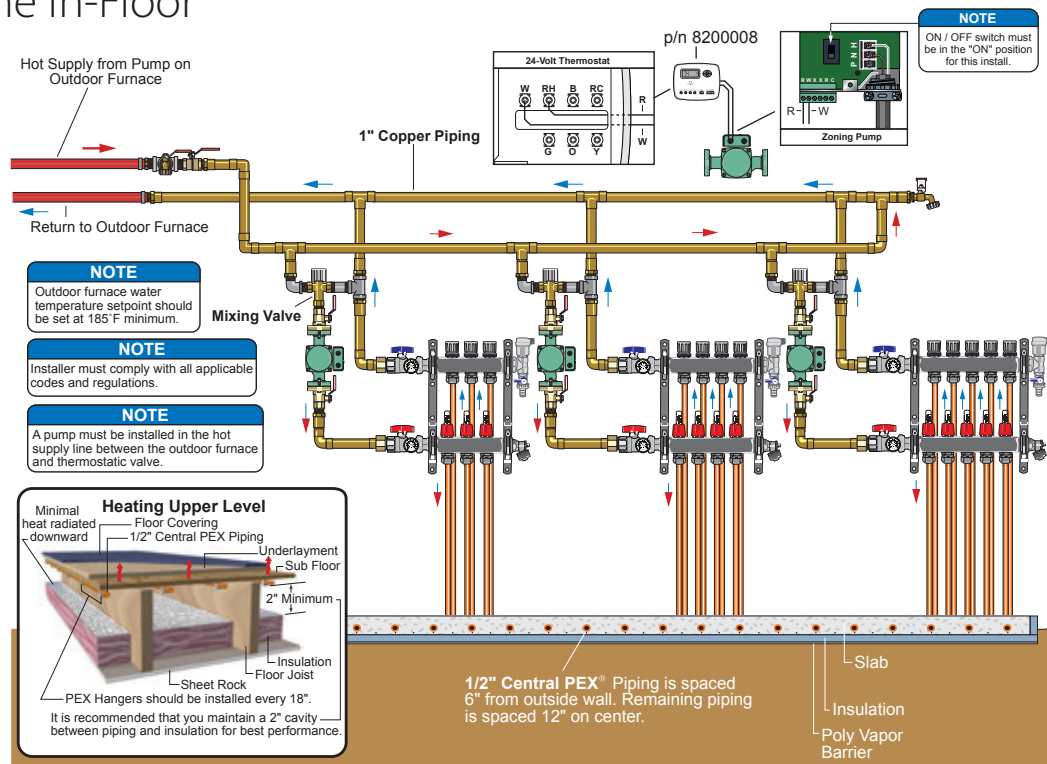
Sample Applications



Heating Multiple Buildings



Multi-Zone In-Floor



Find more applications at CentralBoiler.com



ThermoPEX[®] Insulated Piping System



Choose ThermoPEX. Because performance matters.

Choosing the best insulated piping system for your outdoor furnace is imperative if you want to lower heat loss and reduce the amount of wood you'll burn. The ThermoPEX insulated piping system from Central Boiler is a proven system that saves energy and maximizes the efficiency of your outdoor furnace.

ENERGY EFFICIENT – ThermoPEX saves energy and maximizes efficiency. The thick waterproof jacket keeps moisture out and the inner urethane insulation locks the heat in. Greater system efficiency maximizes the delivery of heat from each pound of wood so you will burn less wood compared to a system using inferior insulated piping.

RELIABILITY – ThermoPEX is a proven, time-tested insulated piping system.

FLEXIBLE AND INSTALLS FAST – Easy to handle and easy to install, requiring only a narrow trench approximately a foot deep.



IN A HURRY? Some ThermoPEX can be UPS shipped - see dealer for details.



Central Boiler authorized system parts and accessories

For the maximum performance and life of your outdoor furnace, always insist on using Central Boiler authorized system parts and accessories.

Your Central Boiler dealer can provide you with a complete selection of parts and accessories to simplify the installation and maintenance of your system.

To locate your nearest dealer for parts, pricing or technical information, use the Dealer Locator at CentralBoiler.com.

Download the parts and accessories catalog at CentralBoiler.com/pdf/catalog-parts.pdf

Meet owners of Central Boiler furnaces.

“Our new Central Boiler system is without a doubt the finest wood burning system we have ever had the pleasure of using. The ease of operation, the efficiency, safety and the end result of a steady, dependable heat source provided by our Central Boiler stove surpasses anything we have encountered in the past 50 years of wood burning as a heat source.”

- Justin, MN

“[The Classic Edge] burns cleaner, it's more than twice as efficient—it just doesn't compare to anything I know of. Operating the Classic Edge is just easy.”

- Joe, MI

“The best decision I ever made was purchasing my Central Boiler.”

- Matt, MI

“This is my fourth winter owning a Central Boiler. It has literally paid for itself at least twice already. The best investment I think I ever made.”

- Dwayne, OH

“The furnace has paid for itself. It may very well be the best investment I ever made.”

- John, WV

“My Central Boiler has been a great investment over the past 4 years. I originally started heating our house, hot water, and attached garage, then added a second pump to heat a detached garage. I would recommend a Central Boiler to anyone.”

- Steve, WI

“We are into our 3rd season, this has been one of my best investments to date. We burn less wood than expected and it has been easy to learn the routine.”

- David, MI



“Everything is outside so it's a lot cleaner and it's a lot better heat, a more consistent heat. With how little wood it burns, it's a lot less work.”

- Al, MN



“We heat a 1720 square foot home and a two-car garage with in-floor heat. My Classic Edge will heat everything for a month with just a bundle of slab wood which is \$35. My wife doesn't care so much about the money we save, but she does love the fact she can take all the hot baths she wants. We never run out of hot water anymore.”

- Steve, MI

“I have just built a 3,600 square ft house. The Central Boiler is the best thing that I could have done. After one heating season the only cost I had was paying rent on the propane tank. The heat is the warmest and most even of anyplace that I have ever been in.”

- George, OH

“We just got our first electric bill for a full month of use and it's down probably \$150 since I have the water heater shut off and my heat pump is not running...very happy customer.”

- John, PA

Read, watch and hear more at CentralBoiler.com

Classic Edge Titanium HDX Model Lineup

Classic Edge Titanium HDX models are U.S. EPA Step 2 Certified



CLASSIC EDGE 360
TITANIUM HDX



CLASSIC EDGE 560
TITANIUM HDX



CLASSIC EDGE 760
TITANIUM HDX



CLASSIC EDGE 960
TITANIUM HDX

Overall Efficiency (LHV) - 88.4%
Overall Efficiency (HHV) - 82.2%

Mfr's Rated Heat Output Capacity - 150,000 Btu/hr

Heat Output (12 hr) - 66,894 Btu/hr

Firebox Volume - 10 cubic ft
Firebox Dimensions - 28"L x 29"H x 21"W
Door - 16"W x 16"H
Ash Cleanout Door - 18"W x 9"H
Water Capacity - 150 gal.
Weight - 1,365 lbs
One set of 1-1/4" Supply and Return Ports
Can be configured for two pumps.

Furnace Options and Accessories:
• LED Light Kits
• Pump Panel Extension Kit

Overall Efficiency (LHV) - 90.2%
Overall Efficiency (HHV) - 83.8%

Mfr's Rated Heat Output Capacity - 200,000 Btu/hr

Heat Output (12 hr) - 92,417 Btu/hr

Firebox Volume - 14 cubic ft
Firebox Dimensions - 33"L x 32"H x 23"W
Door - 18"W x 18"H
Ash Cleanout Door - 18"W x 9"H
Water Capacity - 205 gal.
Weight - 1,668 lbs
One set of 1-1/4" Supply and Return Ports
Can be configured for two pumps.

Furnace Options and Accessories:
• LED Light Kits
• Pump Panel Extension Kit

Overall Efficiency (LHV) - 89.8%
Overall Efficiency (HHV) - 83.4%

Mfr's Rated Heat Output Capacity - 245,000 Btu/hr

Heat Output (12 hr) - 146,686 Btu/hr

Firebox Volume - 23 cubic ft
Firebox Dimensions - 37"L x 44"H x 26"W
Door - 21"W x 25"H
Ash Cleanout Door - 19"W x 11"H
Water Capacity - 330 gal.
Weight - 2,036 lbs
One set of 1-1/4" Supply and Return Ports
Two sets of 3/4" Supply and Return Ports
Bypass Door and Alarm

Furnace Options and Accessories:
• LED Light Kits

Overall Efficiency (LHV) - 92.1%
Overall Efficiency (HHV) - 85.6%

Mfr's Rated Heat Output Capacity - 400,000 Btu/hr

Heat Output (12 hr) - 212,957 Btu/hr

Firebox Volume - 32 cubic ft
Firebox Dimensions - 42.75"L x 43.5"H x 31.5"W
Door - 22.75"W x 28.75"H
Ash Cleanout Door - 20"W x 11"H
Water Capacity - 420 gal.
Weight - 2,714 lbs
One set of 1-1/4" Supply and Return Ports
Two sets of 3/4" Supply and Return Ports
Bypass Door and Alarm

Furnace Options and Accessories:
• LED Light Kits

Included with each outdoor furnace - Water Test Kit, Cleaning Rod, Scraper Tool, Ground Rod Kit and two 4-foot chimney sections.

Four color combinations to complement your landscape



Copper and Bronze



Green and Bronze



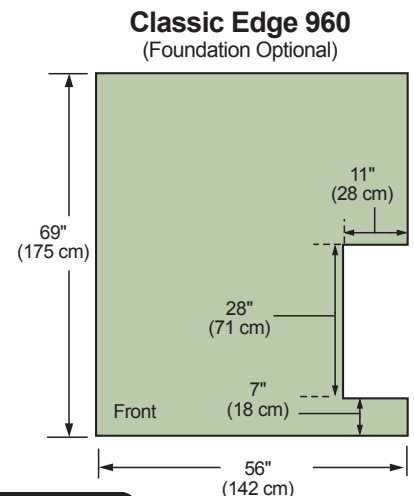
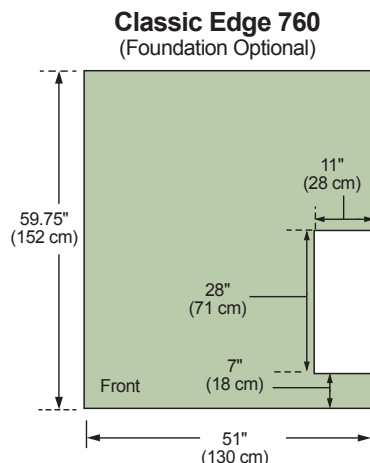
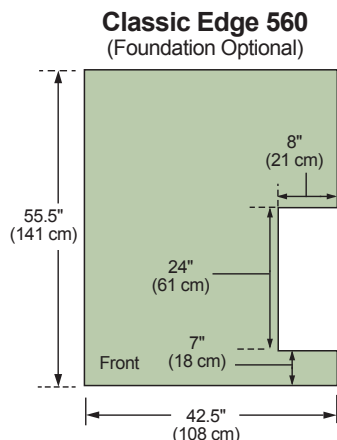
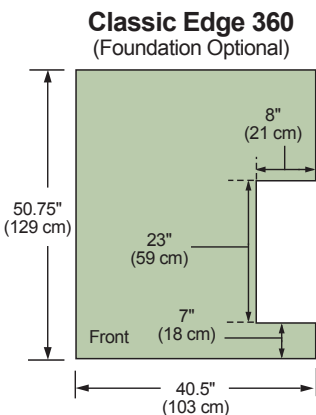
Charcoal and Bronze



Taupe and Bronze

Color selections are close representations but are limited due to print variations.

Foundation Dimensions



Outdoor furnace must be installed on a noncombustible surface or foundation that incorporates an enclosure that will prevent supply and return lines from possible exposure to sunlight, fire, or physical damage that may be caused by an occurrence outside the outdoor furnace enclosure. Foundation may consist of concrete, crushed rock, or patio blocks.

CAUTION
Do not use any combustible materials for the foundation.

Choose the right Central Boiler outdoor wood furnace for your application.

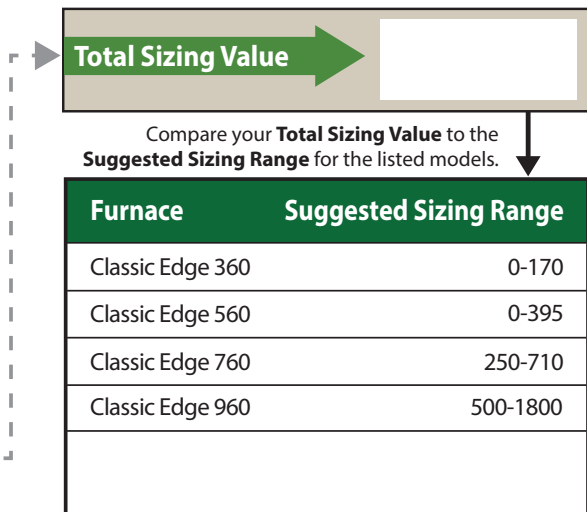
The Best Way to Size Your Furnace – Using Previous Heating History Including Water Heater					
Fuel Type	Fuel Oil	Propane	Natural Gas	Electricity	Wood [†]
Units	gallons	gallons	cubic feet, therms	kilowatts	cords
Units per Month					
Multiplier	x 1.18	x 0.78	x 0.0087/cu.ft x 0.87/therm	x 0.037	x 150
Sizing Value					

If you have New, Well-Insulated Buildings^{††}

New well-insulated buildings with R28 walls, R40 ceilings, insulated basement walls. Normal sizing allows for one picture window and one patio door. Calculation does not allow for extremely large glass or air exchange heat losses. Buildings that are not well insulated are not applicable in this calculation. Use previous heating history to determine sizing.

We recommend you complete a heat loss estimate (e.g., Hydronics Institute - form 1504WH).

Total sq. ft.	
Multiplier	x 0.06
Total Sizing Value	



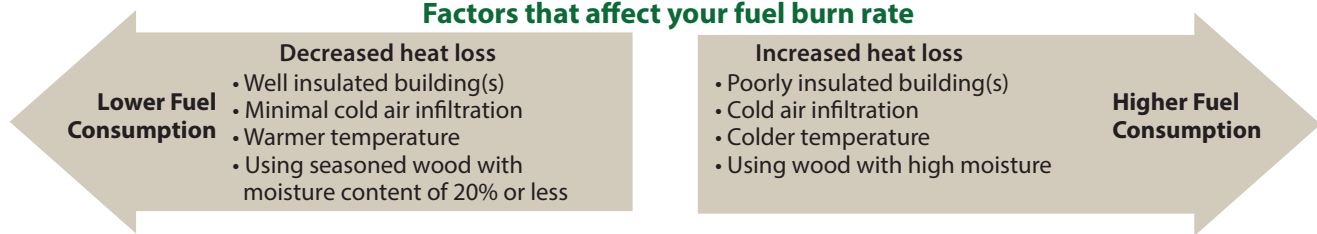
[†]Full cords of medium to high-quality wood.

^{††}Improperly insulated radiant slab heating can dramatically affect sizing requirements and heat load.

Be sure to consult your dealer when sizing. Previous heating efficiencies and heat loss need to be considered when sizing a furnace. This is only a guideline.

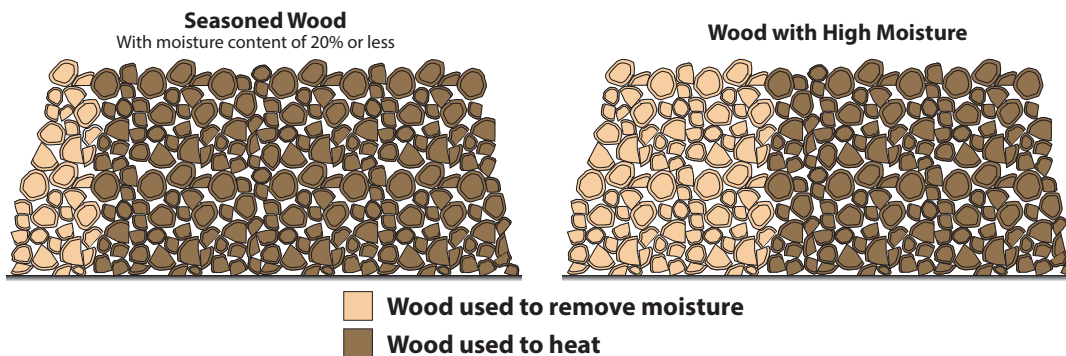
This sizing worksheet calculation estimates the existing fossil fuel (heating oil, propane, natural gas) heating equipment performing at 75% efficiency.

Factors that affect your fuel burn rate



BURN LESS WOOD WITH SEASONED WOOD

Btu's Lost when Burning High Moisture Content Wood



The difference between a full firebox load of 20% moisture wood and 50% moisture wood is up to **six and a half gallons of water**.

LEADERS IN PRODUCT QUALITY, DESIGN AND INNOVATION

Central Boiler traces its roots back to 1984 in a workshop just south of Greenbush, Minnesota. There, a single idea and some welded pieces of metal would grow into a company that sells quality products throughout the world and is recognized as North America's largest manufacturer of outdoor furnaces. The company's innovations and patents come from people who take a little more time, pay a little more attention and go a little further to make sure that every Central Boiler product is ready to meet the demands of the real world.

AUTHORIZED CENTRAL BOILER DEALERS LOCATED ACROSS THE U.S. AND CANADA

When you're looking for a wood heating system, a Central Boiler dealer is there to answer questions, provide you with literature about Central Boiler outdoor wood furnaces and help you choose the model right for your heating needs.

To locate a Central Boiler dealer in your area, visit the dealer locator at CentralBoiler.com.

Check out Central Boiler's complete line of products at CentralBoiler.com.

The Classic Edge 360, 560, 760 and 960 are U.S. EPA Step 2 Certified.

Using wood as a heating fuel is endorsed by the U.S. Forestry Service.

20502 160th Street • Greenbush, MN 56726
(800) 248-4681 or (218) 782-2575

CentralBoiler.com

© 2024 Central Boiler ®™ Trademarks of Central Boiler, Inc.

Printed in the United States 2/24

For the maximum performance and life of your furnace, always insist on using Central Boiler authorized system parts and accessories.

See Owner's Manual for proper chimney height and installation. Minimum chimney height is determined by proximity to other buildings. Consider location and direction smoke may travel with prevailing winds before installing your furnace.

Content of this brochure is information in possession of Central Boiler at the time of the design of this publication and may not represent what was previously manufactured. Product specifications and appearance subject to change.

Must be installed in accordance with all applicable codes and regulations. Operating an outdoor furnace may not be suitable to some individuals' abilities or lifestyles. Be sure to review the Owner's Manual for the appliance with your dealer. Ask your dealer about Outdoor Furnace Best Burn Practices.

Listed by OMNI-Test Laboratories to the applicable portions of the following standards: UL 2523-2018 Solid Fuel-Fired Hydronic Heating Appliances, Water Heaters and Boilers, CAN/CSA B415.1-10 (R2015) Performance Testing of Solid-Fuel-Burning Heating Appliances, CSA-B366.1-11 (R2015) Solid-Fuel-Fired Central Heating Appliance, ASTM E2618-13 Standard Test Method for Measurement of Particulate Emissions and Heating Efficiency of Solid Fuel-Fired Hydronic Heating Appliances, ASTM E2515-11 Standard Test Method for Determination of Particulate Matter Emissions Collected by a Dilution Tunnel.

(p/n 9001032 • Rev. A)



FREE 25-YEAR LIMITED WARRANTY

A free 25-year limited warranty is available if your Classic Edge is registered at the time of purchase. Central Boiler leads the industry with its commitment to stand behind its outdoor wood furnaces. See Warranty Registration form for details.

Your Authorized Central Boiler Dealer