

# E-Classic 1450 with 2 Pumps Installed

## 2 - Pump Parts List\*\*

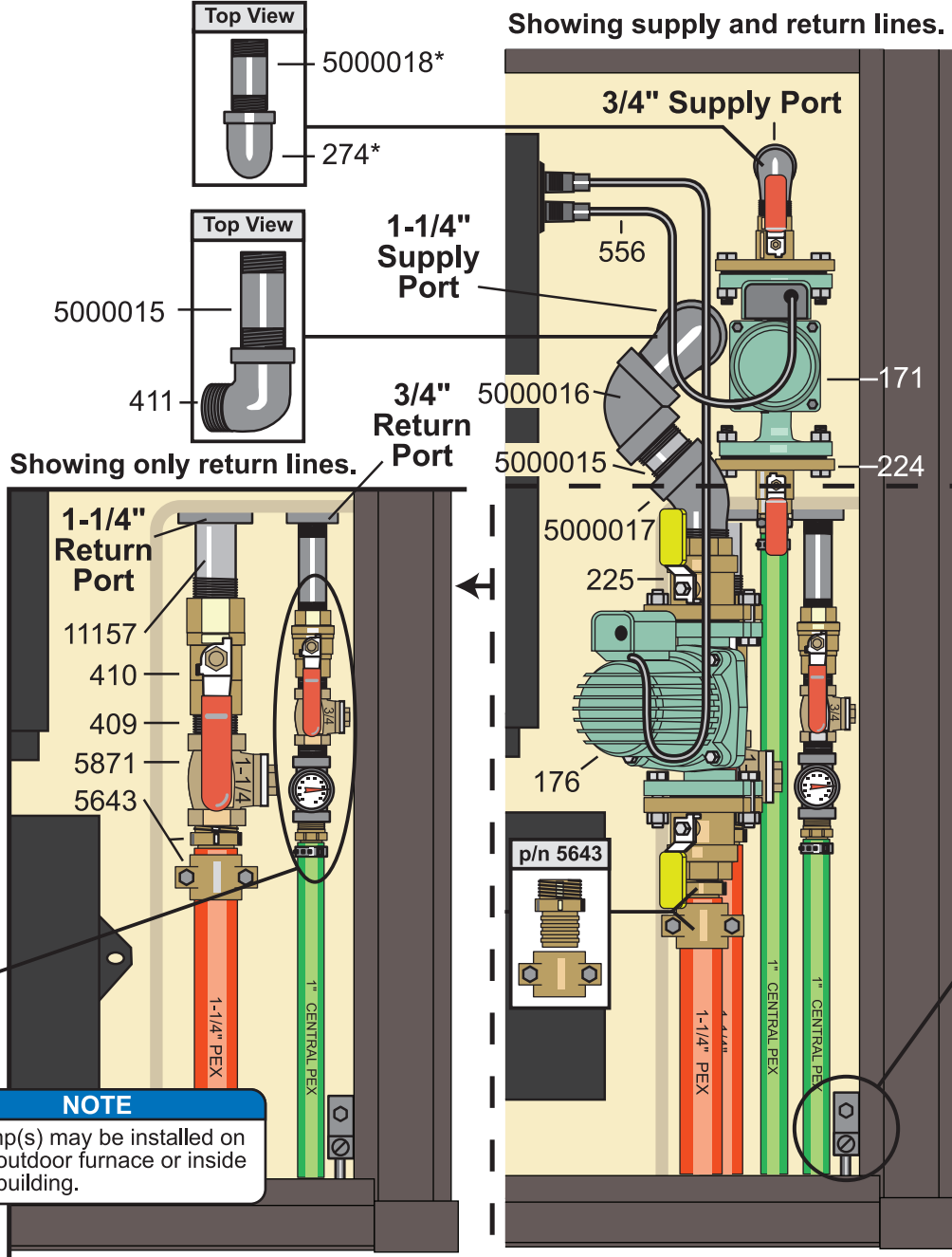
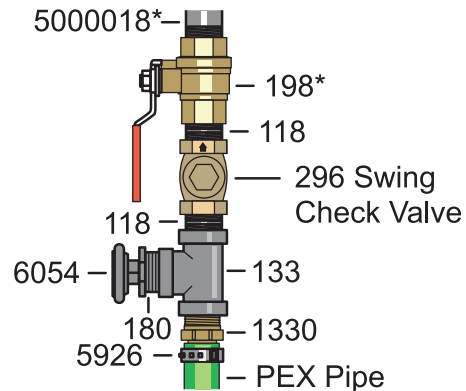
For combination 1-1/4" (1-1/4" PEX) and 3/4" (1" PEX) system.

Qty	p/n	Description
2	118	Close Nipple, 3/4"
1	133	Tee NPT, 3/4"
1	171	007 Pump
1	176	014 Pump
1	180	Bushing, 3/4" x 1/8"
1	198*	Ball Valve, 3/4"
1	224	Isolation Flange, 3/4"
1	225	Isolation Flange, 1-1/4"
1	274*	90° Street Elbow, 3/4"
1	296	Swing Check Valve, 3/4"
1	409	Close Nipple, 1-1/4"
1	410	Ball Valve, 1-1/4"
1	411	90° Street Elbow, 1-1/4"
2	556	Power Supply Cord, 32'
2	1330	MPT to PEX Adapter with Clamp, 1-1/4"
2	5643	MPT to PEX Adapter with Clamp, 1-1/4"
1	5871	Swing Check Valve, 1-1/4"
2	5926	Stainless Steel Clamp Crimp Ring, 1"
1	6054	Temperature Gauge
1	6593	Grounding Rod Kit
1	11157	Nipple, 1-1/4" x 3"
2	5000015	Nipple, 1-1/4" x 2-1/2"
1	5000016	90° Elbow, 1-1/4"
1	5000017	45° Street Elbow, 1-1/4"
2	5000018*	Nipple, 3/4" x 3"

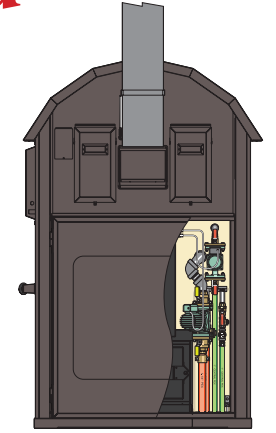
\*Supplied on furnace.

\*\* Parts and accessories sold separately.  
Pump size may vary.

## 3/4" Return Side View



**NOTE**  
Pump(s) may be installed on the outdoor furnace or inside the building.



Area of Focus

### Grounding Rod Kit (p/n 6593)

**NOTE**  
Grounding Rod Kit (p/n 6593) must be installed with every furnace.



For illustration purposes only.